

Combined Flocking and Distance-Based Shape Control of Multi-Agent Formations

Mohammad Deghat, *Member, IEEE*, Brian D. O. Anderson, *Life Fellow, IEEE*, and Zhiyun Lin, *Senior Member, IEEE*

Abstract—Steepest descent control laws can be used for formation shape control based on specified inter-agent distances, assuming point agents with single integration of the control action to yield velocity. Separately, it is known how to achieve equal velocity for a collection of agents in a formation using consensus ideas, given appropriate properties for the graph describing information flows. This work shows how the two concepts of formation shape control and flocking behavior can be combined when one changes from an agent with single integration to one with double integration.

Index Terms—Consensus, distributed control, formation control, multi-agent systems.

I. INTRODUCTION

IN recent years, there has been much attention given to the control of formations of multiple agents to achieve certain objectives. The class of formation control problems that have been considered includes formation shape control, where the formation's agents are controlled so that the formation takes up a particular shape whose orientation and center of mass position are irrelevant.

Most of the literature assumes point agents operating in \mathbb{R}^2 and we shall do that too. Shape control under these circumstances proceeds from a nominated set of inter-agent distances d_{ij}^* , $ij \in \mathcal{E}$, where \mathcal{E} refers to the edge set of a graph $\mathcal{G} = (\mathcal{V}, \mathcal{E})$. The set \mathcal{V} denotes the vertices, which correspond to the individual agents. When agents i, j at the end of an edge ij are aware of its current and desired length, there exists a gradient based control law which moves the formation to an equilibrium; each agent uses the relative positions of its neighbors (two

agents being neighbors if the corresponding vertices of the graph are adjacent), and the desired distances to its neighbors. This enables construction of a distributed control law, which expresses the agent velocity in terms of the measurement data available to the agent in question, and the desired distances. Further, the agents do not need to share a common coordinate basis. A comprehensive treatment can be found in, e.g., [2].

Another class of formation control problem arises when one wants all agents in a formation to assume a common velocity. This is a consensus problem. Associated with it is an information graph, which in general is directed; there is an edge directed from vertex i to vertex j when agent i 's velocity is available to agent j . Of course, it is not precluded that information exchange is reciprocal, and in this case an undirected graph can be used. In the directed case, when the graph has a spanning tree (or equivalently has a unique closed strongly connected subgraph), consensus can be achieved. If one agent has no incoming edges, it is a *leader* and there are directed paths from it to every agent, all agents acquire its velocity, assuming the graphical condition holds. In the undirected case, the graph simply needs to be connected. When consensus can be achieved with an undirected information graph, and then one agent is designated as a leader, its incident edges are all converted to outwardly directed edges and consensus is again achievable, based on the leader's velocity. These results can be found in, e.g., [3] and [4] and are reviewed further below.

Our aim in this paper is to show how one can control a formation so that both objectives of shape control and sharing of a common velocity¹ are achieved. Note that it does make sense to consider the objectives separately in terms of formation operations. One can well imagine that a formation has assembled in a correct shape and moves from point A to point B, at which point it turns. To accommodate the turn, one simply uses consensus-with-a-leader, and one would want the shape control aspect to take care of itself. That concept is achieved in our scheme.

This idea has also been considered by Olfati-Saber [5], Tanner *et al.* [6], Dimarogonas and Johansson [7] and Su *et al.* [8]. These authors assume the graph for underlying formation shape control and consensus are undirected, and the formation has no leader. Our main contribution is to consider the general case where the graphical structures of the consensus and shape control graphs are not necessarily identical. We further assume different cases where there is a leader or a group of leaders in the formation and the consensus graph is directed. The stability

Manuscript received February 2, 2015; revised May 15, 2015; accepted August 25, 2015. Date of publication September 18, 2015; date of current version June 24, 2016. This work was supported by NICTA, which is funded by the Australian Government as represented by the Department of Broadband, Communications and the Digital Economy and the Australian Research Council through the ICT Centre of Excellence program, by ARC Grants DP-0877562 and DP-110100538, and by the National Natural Science Foundation of China under Grant 61273113. Recommended by Associate Editor C. Hadjicostis.

M. Deghat was with the Australian National University, Canberra, ACT 2600, Australia. He is now with the Data61, CSIRO, Canberra, ACT 2601, Australia (e-mail: mohammad.deghat@anu.edu.au).

B. D. O. Anderson is with the Research School of Engineering, Australian National University, Canberra, ACT 0200, Australia, and also with National ICT Australia, Canberra, ACT 2601, Australia (e-mail: brian.anderson@anu.edu.au).

Z. Lin is with the State Key Laboratory of Industrial Control Technology, College of Electrical Engineering, Zhejiang University, Hangzhou 310027, China (e-mail: linz@zju.edu.cn).

Color versions of one or more of the figures in this paper are available online at <http://ieeexplore.ieee.org>.

Digital Object Identifier 10.1109/TAC.2015.2480217

¹The common velocity may be that of a leader, or an average of the velocities of all the agents.

analysis is performed using Lyapunov stability theorem and LaSalle's invariance principle, and it is shown that the system is asymptotically stable. We further show using the center manifold theorem that the correct equilibrium associated with the desired formation shape and velocity is locally exponentially stable. The idea of using center manifold theory has been used in [2] and [9] to show the stability of multi-agent systems, but their analysis is restricted to only shape control problem. We, however, apply center manifold theory to a more general problem, i.e., flocking with shape control.

There are other results in the literature in which the agents in the formation should keep a certain relative position (i.e., both distance and orientation) while moving from point A to point B, see, e.g., [10], [11]. A fundamental distinction between the problem considered in [10], [11] and the problem considered here is that [10], [11] study the case where both the shape and orientation of the formation should be maintained, whereas we assume that just the shape of the formation, which can be maintained by controlling inter-agent distances, is important and the orientation is irrelevant. The former problem can be done simply with a linear system, but it requires all agents to agree on a common direction, say e.g., north, while the latter does not.

The material in this paper is partially presented in [1]. The main contributions of this paper, in comparison to [1], are as follows: it considers the case where the consensus graph has a closed strongly connected component which contains more than a single vertex, and includes complete proofs of the results in [1] and the exponential stability proof using the center manifold theorem.

The structure of the paper is as follows. In the next section we define the notation, and provide formal statements of the separate results for shape control and consensus velocity control. Section III indicates how to combine the two ideas, and Section IV contains simulation results. Conclusions and suggestions for future work are presented in Section V.

II. REVIEW OF BACKGROUND THEORY

A. Notation

We consider n point agents in \mathbb{R}^2 , with the i -th agent located at p_i . We denote by d_{ij} the distance between agents i, j : $d_{ij} = \|p_i - p_j\|$, and we let d_{ij}^* denote a specified or desired distance between the same agents. We denote by \mathcal{N}_i the *neighbor set* of agent i , or the set of agents j for which d_{ij}^* is specified. We let p denote the vector of all agent positions stacked together. Likewise, $q_i = \dot{p}_i$ will denote the velocity of agent i , and $q = \dot{p}$ will denote the vector of all agent velocities stacked together.

For shape control purposes, an underlying undirected graph $\bar{\mathcal{G}} = (\bar{\mathcal{V}}, \bar{\mathcal{E}})$ is specified where $\bar{\mathcal{V}}$ is a list of vertices, one corresponding to each agent, and $\bar{\mathcal{E}}$ is a list of agent pairs (edges of the graph) where it is assumed that $ij \in \bar{\mathcal{E}}$ if and only if d_{ij}^* is specified and $d_{ij}(t)$ at any time t is known to agents i, j .

B. Shape Control

In most shape control problems, it is usual to postulate that the set of edges $\bar{\mathcal{E}}$ defined by the distance data ensures that the

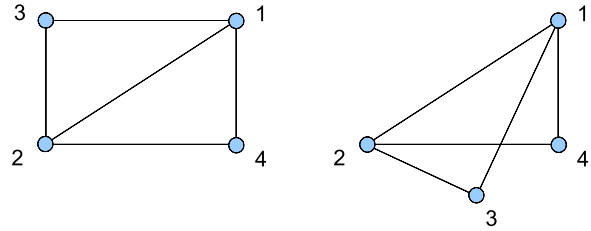


Fig. 1. Framework which is rigid, but not globally rigid.

associated graph $\bar{\mathcal{G}}$ is at least *rigid*, if not globally rigid. Rigidity means that if a formation is such that at some time t there holds $d_{ij}(t) = d_{ij}^*$ for all $ij \in \bar{\mathcal{E}}$, then the only continuous motions of the formation are ones which preserve its shape, i.e., when the formation moves, so that the geometric figure after the move must be congruent with that before the move. Global rigidity means that all formations achieving the specified distances are congruent, i.e., differ at most by translation, rotation, or reflection. See [12] for more details. Note that there exists rigid but not globally rigid formations. Consider for example a formation with four agents, and with specification of the lengths of edges 12, 23, 31, 24, 41 as shown in Fig. 1. It is not hard to see that the formation comprises 2 triangles, 123 and 124 with a common base. The triangle shapes are individually determined. However, one may have the two triangles on the same or on opposite sides of the base and be consistent with given distance data. Of course, there is no continuous motion preserving nominated distances and carrying one of these formation shapes into the other. So this formation is rigid, but is not globally rigid.

A framework $(\bar{\mathcal{G}}, p)$ is generically rigid if it is rigid and p is generic. Generic rigidity is a property of the graph $\bar{\mathcal{G}}$, not the configuration p . Thus, we also say a graph $\bar{\mathcal{G}}$ is rigid in this paper if the framework $(\bar{\mathcal{G}}, p)$ is generically rigid for any generic configuration p in the plane.

Another important type of rigidity is infinitesimal rigidity which is a stronger condition than rigidity though not as strong as global rigidity. Let the framework $(\bar{\mathcal{G}}, p)$ be defined as

$$(\bar{\mathcal{G}}, p) := \{p_i, p_j \in \mathbb{R}^2 \mid \|p_i - p_j\| = d_{ij}^* \quad \forall \{i, j\} \in \bar{\mathcal{E}}\}. \quad (1)$$

Then the framework $(\bar{\mathcal{G}}, p)$ is infinitesimally rigid if every possible motion that satisfies

$$(q_i(t) - q_j(t))^\top (p_i(t) - p_j(t)) = 0 \quad \forall \{i, j\} \in \bar{\mathcal{E}} \quad (2)$$

consists of only rotation and translation of the whole framework [13].

It is valid to attempt to control a formation to a given shape. Typically a function measuring the error between the current formation and the desired formation is specified. One such choice of 'fidelity index' is

$$V(p) = \frac{1}{2} \sum_{ij \in \bar{\mathcal{E}}} (d_{ij}^2 - d_{ij}^{*2})^2. \quad (3)$$

Notice that this expression is invariant under translation, rotation or reflection of the formation. Variants on this expression include adjustments to penalize excessive closeness of agents,

and excessive separation of agents, reflecting the desire to avoid agent collisions, and to maintain agents in contact with one another, when communication over long distances may fail. See for example [7], [14].

The control law used is simply a steepest descent law, thus

$$\dot{p} = -\nabla V(p). \quad (4)$$

The particular equation for agent i is

$$\dot{p}_i = 2 \sum_{j \in \mathcal{N}_i} (d_{ij}^{*2} - d_{ij}^2) (p_i - p_j). \quad (5)$$

As is typical for shape control laws, motion of agent i is defined solely using the agent's own neighbors; their relative positions (in agent i 's coordinate base) are required, as is the distance error. As shown in, e.g., [2], convergence of the formation shape always occurs if the required graphical conditions hold. With the particular index above, the center of mass of the formation (i.e., $\sum_{i=1}^n p_i$) remains constant. The question of whether convergence occurs to a correct equilibrium, i.e., one at which the specified distances are attained, has been considered in much detail; for formations of three or more agents, there are always multiple equilibria including the correct equilibria, and the latter are always attractive, so local convergence around a correct equilibrium is guaranteed. The existence of attractive incorrect equilibria can so far only be excluded in a limited number of cases; for example, for a triangular formation, none of the incorrect equilibria, which involve either two or three agents being collocated or three agents being collinear, are attractive. In all cases, equilibria are not isolated: this is because any rotation or translation is also an equilibrium. This fact makes more difficult the convergence analysis of equilibria. Nevertheless, with the aid of the center manifold theory, exponential convergence to zero of $V(p)$, and thus the individual distance error terms such as $(d_{ij}^{*2} - d_{ij}^2)^2$ can be demonstrated in the vicinity of a correct equilibrium.

As noted above, $\sum_i p_i$ remains constant under the steepest descent law associated with the fidelity index (3). We have the following generalization, to which we will later appeal:

Lemma 1: Let $V(p)$ be a continuously differentiable function of the distance between a subset of agents of a formation. Then on motions defined by $\dot{p} = -\nabla V(p)$, there holds (a) $(\mathbf{1} \otimes I_2)^\top \nabla V(p) = 0$ for all p or equivalently (b) $\sum_i p_i$ remains constant. Here, $\mathbf{1}$ denotes the n -vector of all 1's.

Proof: Note that $(\mathbf{1} \otimes I_2)^\top \nabla V(p) = \sum_i (\partial V(p) / \partial p_i)$, and if d_{ij} is the distance between i and j then

$$\frac{\partial V(p)}{\partial d_{ij}} \frac{\partial d_{ij}}{\partial p_i} = -\frac{\partial V(p)}{\partial d_{ij}} \frac{\partial d_{ij}}{\partial p_j}.$$

So it is evident that $\sum_i (\partial V(p) / \partial p_i) = (\mathbf{1} \otimes I_2)^\top \nabla V(p) = 0$. Next, on motions defined by $\dot{p} = -\nabla V(p)$, there must hold $(\mathbf{1} \otimes I_2)^\top \dot{p} = -(\mathbf{1} \otimes I_2)^\top \nabla V(p) = 0$ which is equivalent to $\sum_i p_i$ remains constant. ■

C. Flocking Behavior

By flocking behavior, we mean the phenomenon that all agents in a formation acquire an identical velocity. Let $\mathcal{G} = (\mathcal{V}, \mathcal{E})$ denote a graph, which may be directed, governing the information transmission between pairs of agents. There is an edge in \mathcal{E} from vertex i to vertex j when agent j can learn agent i 's velocity instantaneously. We say a graph is rooted at vertex ℓ if there is a path from ℓ to every vertex in the graph.

Let \mathcal{N}_i denote the set of agents j supplying information to agent i . Let L denote the Laplacian matrix associated with \mathcal{G} . Thus for $i \neq j$, there holds $l_{ij} = -1$ if and only if there is an edge from j to i ; else $l_{ij} = 0$. Moreover, $l_{ii} = -\sum_j l_{ij}$. Another matrix that interprets the adjacency relationship in a graph is the incidence matrix. The k th column of the incidence matrix H is determined by the k th edge of graph \mathcal{G} . If the k th edge is pointing from vertex i to vertex j , then the i th entry of column k is -1 and the j th entry is 1 . If L is the Laplacian matrix associated with an undirected graph, then L can be written as $L = HH^\top$. According to the definition of H , the incidence matrix has each column summing to zero, i.e., $H^\top \mathbf{1} = 0$.

Define $\mathcal{L} = L \otimes I_2$. The consensus equation, defining how each agent adjusts its velocity given the information available to it, is

$$\dot{q} = -\mathcal{L}q. \quad (6)$$

For agent i , this is

$$\dot{q}_i = \sum_{j \in \mathcal{N}_i} (q_j - q_i). \quad (7)$$

Then the following holds [3]:

Theorem 1: With notation as above, suppose \mathcal{G} is undirected, and so the associated Laplacian is symmetric. Then the following conditions are equivalent:

- 1) Equation (6) converges exponentially fast from any initial condition to a solution in which all q_i assume the same vector value in \mathbb{R}^2 .
- 2) \mathcal{G} is connected.
- 3) The kernel of L is 1-dimensional, being $\text{span}\{\mathbf{1}\}$, where $\mathbf{1}$ denotes a vector of all 1's. The cokernel is also $\text{span}\{\mathbf{1}\}$ as L is symmetric for an undirected graph. All nonzero eigenvalues of L are positive.

If \mathcal{G} is directed, condition (1) remains as before, and the other two conditions are replaced by three equivalent conditions:

- 1) \mathcal{G} has a spanning tree.
- 2) \mathcal{G} has a unique closed strongly connected component.²
- 3) The kernel of L is 1-dimensional, being $\text{span}\{\mathbf{1}\}$. The cokernel is spanned by a nonzero vector η of all non-negative entries, and all entries are positive if and only if \mathcal{G} is strongly connected. Nonzero eigenvalues of L have positive real parts.

²A strongly connected component is a *maximal* strongly connected subgraph. A *closed* strongly connected component is one such that there are no inwardly directed edges to any vertex in the component from a vertex outside the component.

D. Center Manifold Theory

Center manifold theory is a tool for determining the stability of a nonlinear system which has eigenvalues with zero real parts when linearized about an equilibrium point. It is a powerful tool that studies the stability of a nonlinear system by analyzing a lower order nonlinear system whose order is exactly equal to the number of eigenvalues of the linearized system with zero real parts. Standard treatments of center manifold theory can be found in e.g., [15], [16]. We briefly explain the center manifold theory below.

Consider the system

$$\begin{aligned}\dot{\theta} &= A_c \theta + h_1(\theta, \rho) \\ \dot{\rho} &= A_s \rho + h_2(\theta, \rho), \quad (\theta, \rho) \in \mathbb{R}^\kappa \times \mathbb{R}^{\vartheta-\kappa}\end{aligned}\quad (8)$$

where A_c is a matrix having eigenvalues with zero real parts, A_s is a matrix having eigenvalues with negative real parts, and the functions $h_1(\theta, \rho)$ and $h_2(\theta, \rho)$ are C^2 functions satisfying $h_1(0, 0) = 0$, $h_2(0, 0) = 0$, $J_{h_1}(0, 0) = 0$ and $J_{h_2}(0, 0) = 0$.³ An invariant manifold is called a center manifold for (8) if it can be locally represented as

$$\mathcal{M} := \{(\theta, \rho) \in \mathbb{R}^\kappa \times \mathbb{R}^{\vartheta-\kappa} : \rho = h(\theta)\} \quad (9)$$

for some sufficiently small neighborhood of the origin where the function $h(\theta)$ satisfies $h(0) = 0$ and $J_h(0) = 0$.

It can be shown that center manifold exists for (8) with local representation function $h : \mathbb{R}^\kappa \rightarrow \mathbb{R}^{\vartheta-\kappa}$. The dynamics of (8) restricted to any such center manifold is given by the following nonlinear system for sufficiently small ξ :

$$\dot{\xi} = A_c \xi + h_1(\xi, h(\xi)), \quad \xi \in \mathbb{R}^\kappa. \quad (10)$$

The stability of (8) can be analyzed from the dynamics of the center manifold in (10) using the following theorem.

Theorem 2: ([16, Theorem 7.26]) Consider the system of equations (8) and its associated center manifold system (10). If the origin of (10) is stable (asymptotically stable) (unstable), then the origin of (8) is stable (asymptotically stable) (unstable). Suppose the origin of (10) is stable. Then if $(\theta(t), \rho(t))$ is a solution of (8) starting with a sufficiently small $(\theta(0), \rho(0))$, there is a solution $\xi(t)$ of (10) such that as $t \rightarrow \infty$

$$\begin{aligned}\theta(t) &= \xi(t) + O(e^{-\gamma t}) \\ \rho(t) &= h(\xi(t)) + O(e^{-\gamma t})\end{aligned}\quad (11)$$

where γ is a positive constant.

III. COMBINING SHAPE CONTROL AND FLOCKING

Throughout this section, $\bar{\mathcal{G}}$ denotes a shape control graph. We consider several possibilities for the consensus graph $\bar{\mathcal{G}}$.

³ $J_f(x)$ denotes the Jacobian of $f(x)$ evaluated at a point x .

A. Undirected Consensus Graph

We first consider an undirected consensus graph and state the following theorem.

Theorem 3: Suppose there is an undirected consensus graph \mathcal{G} which is connected and an underlying formation shape graph $\bar{\mathcal{G}}$ which is rigid. Let $\mathcal{L} = L \otimes I_2$ with L the Laplacian associated with \mathcal{G} and let $V(p)$ be a function invariant to translation, rotation and reflection. Then for the double-integrator model combining shape control and velocity consensus

$$\begin{aligned}\dot{p} &= q \\ \dot{q} &= -\mathcal{L}q - \nabla V(p)\end{aligned}\quad (12)$$

all trajectories tend as $t \rightarrow \infty$ to the set

$$\Omega = \{(p, q) : \mathcal{L}q = 0 \text{ and } \nabla V(p) = 0\}. \quad (13)$$

Proof: Our approach will be to work with a Lyapunov-like function, nonnegative but not positive definite in the state, and to show that its time derivative is nonpositive. We then apply the LaSalle's invariance principle, but for this purpose, we need separately to establish that all trajectories are bounded. (Note the applicability of LaSalle in this situation [16]). Since the state trajectory $p(t)$ is evidently not bounded once the formation is moving, a state-variable change is needed.

Observe first that because $(\mathbf{1} \otimes I_2)^\top \mathcal{L} = 0$, and also because $(\mathbf{1} \otimes I_2)^\top \nabla V(p) = 0$ in the light of Lemma 1, there holds $(\mathbf{1} \otimes I_2)^\top \dot{q} = 0$; equivalently, $(\mathbf{1} \otimes I_2)^\top q(t)$ is constant. This simply reflects the fact that the average velocity of all agents stays the same.

Define the transformations as

$$\begin{aligned}\bar{p}(t) &= p(t) - \left((\mathbf{1} \otimes I_2) \frac{(\mathbf{1} \otimes I_2)^\top q(t)}{n} \right) t \\ \bar{q}(t) &= q(t) - (\mathbf{1} \otimes I_2) \frac{(\mathbf{1} \otimes I_2)^\top q(t)}{n}\end{aligned}\quad (14)$$

where n is the number of agents. It is evident from the definition of $\bar{q}(t)$ that $(\mathbf{1} \otimes I_2)^\top \bar{q}(t) = 0$. This simply reflects the fact that the average velocity of all agents in the new coordinate system is zero. Hence, $(\mathbf{1} \otimes I_2)^\top \dot{\bar{p}}(t) = 0$ or $(\mathbf{1} \otimes I_2)^\top \bar{p}(t)$ is constant, which means that in the $\bar{p}(t)$ coordinates, the center of gravity of the agent positions is fixed.

Then the equations of motion in the new coordinates which strip out the average motion of the formation become

$$\begin{aligned}\dot{\bar{p}} &= \dot{p} - (\mathbf{1} \otimes I_2) \frac{(\mathbf{1} \otimes I_2)^\top q(t)}{n} \\ &= q - (\mathbf{1} \otimes I_2) \frac{(\mathbf{1} \otimes I_2)^\top q(t)}{n} \\ &= \bar{q} \\ \dot{\bar{q}} &= -\mathcal{L}\bar{q} - \nabla V(\bar{p}).\end{aligned}\quad (15)$$

Notice that $V(p) = V(\bar{p})$, since $p_i(t) - p_j(t) = \bar{p}_i(t) - \bar{p}_j(t)$.

Now take as a Lyapunov function $W(\bar{p}, \bar{q}) = (1/2)\bar{q}^\top \bar{q} + V(\bar{p})$, and verify that $\dot{W}(\bar{p}, \bar{q}) = -\bar{q}^\top \mathcal{L}\bar{q}$. Since this is nonpositive, it follows that W is bounded and then that $\bar{q}(t)$ is bounded

and $V(\bar{p}(t))$ is bounded. Since $V(\bar{p})$ is bounded and the graph $\bar{\mathcal{G}}$ is connected, all the edge lengths $\|\bar{p}_i(t) - \bar{p}_j(t)\|$ are bounded. Because the edge lengths are bounded, because $\bar{\mathcal{G}}$ is connected, and because the center of gravity of the formation in the \bar{p} -coordinates is constant, $\bar{p}(t)$ itself is bounded.

Because of the boundedness of $\bar{p}(t)$ and $\bar{q}(t)$, the LaSalle's Invariance Principle applies and it guarantees all trajectories converge to the largest invariant set in $S = \{(\bar{p}, \bar{q}) : \dot{W}(\bar{p}, \bar{q}) = 0\}$. Because $(\mathbf{1} \otimes I_2)^\top \bar{q} = 0$ and because the kernel of L is spanned by $\mathbf{1}$, the equality $\bar{q}^\top \mathcal{L} \bar{q} = 0$ implies $\bar{q} = 0$.

Let $(\bar{p}(t), \bar{q}(t))$ be a solution that belongs identically to S . Then $\bar{q} \equiv 0$ and thus $\dot{\bar{q}} \equiv 0$ which means, according to the second equation of (15), that $\nabla V(\bar{p}) \equiv 0$. So the largest invariant set in S is $M := \{(\bar{p}, \bar{q}) : \bar{q} = 0 \text{ and } \nabla V(\bar{p}) = 0\}$. Finally, $\bar{q} = 0$ is equivalent to $\mathcal{L} \bar{q} = 0$ and $\nabla V(\bar{p}) = 0$ is equivalent to $\nabla V(p) = 0$. ■

Remark 1: According to Theorem 3, if \mathcal{G} is such that velocity consensus is achievable without shape control, and $\bar{\mathcal{G}}$ is such that formation shape control $\dot{p} = -\nabla V(p)$ for single-integrator agents is achievable without velocity consensus, then both objectives are achievable via (12). Note that (12) combines the consensus control law with the shape control law, except that an additional integration is involved for the latter.

Remark 2: Obviously, one could never hope to maintain a correct formation shape before velocity consensus has been achieved. Hence, one can envisage that velocity consensus should be obtained on a faster time scale than that for shape control. The relative speeds of convergence can be crudely adjusted by including a positive multiplier of the matrix \mathcal{L} in (12). Some simulations are given later in Section IV on how this gain can increase the convergence rate of the system.

We showed in the above theorem that all (p, q) trajectories converge to the set Ω defined in (13) as t goes to infinity. Note that when $\nabla V(p) = 0$ the specified distance between the neighbor agents is not necessarily attained. (Consider, for example, the case where all agents are collocated, which is obviously not the desired shape. Then if $V(p)$ is in the form of (3), $\nabla V(p)$ is zero.)

We now define the set of desired formation shape and velocity in (\bar{p}, \bar{q}) frame, and investigate the conditions on the stability of this set.

Let \bar{H} be the incidence matrix associated with $\bar{\mathcal{G}}$ and $\bar{\mathcal{H}} = \bar{H} \otimes I_2$. If the graph $\bar{\mathcal{G}}$ has r edges then $\bar{\mathcal{H}}$ is $2n \times 2r$. The vector of the aggregate relative positions of neighbor agents $e \in \mathbb{R}^{2r}$ can now be defined as

$$e = [e_1 \ e_2 \ \dots \ e_r]^\top := \bar{\mathcal{H}}^\top \bar{p}. \quad (16)$$

Let

$$\phi(e) := [\|e_1\|^2 \ \|e_2\|^2 \ \dots \ \|e_r\|^2]^\top \quad (17)$$

$$g_{\bar{p}}(\bar{p}) := \phi(\bar{\mathcal{H}}^\top \bar{p}) = \phi(e) \quad (18)$$

and let d^* be the vector the squares of the desired distances corresponding to $\phi(e)$. Then the set of correct equilibria for the desired formation shape and velocity can be represented by

$$\Omega_1 = \{(\bar{p}, \bar{q}) : \bar{q} = 0 \text{ and } g_{\bar{p}}(\bar{p}) = d^*\}. \quad (19)$$

We will show in the rest of this subsection, using the center manifold theorem, that if $V(p)$ is in the form of (3) then for the double-integrator model in (12), the inter-agent distance error represented by $\phi(e) - d^*$ and the velocity error \bar{q} of trajectories starting from a small neighborhood of the correct equilibrium in Ω_1 converge to zero *exponentially fast*. Krick *et al.* showed in [2] that for a shape control algorithm with a steepest descent control law, the set of correct equilibria representing the desired formation shape is locally asymptotically stable ([2, Theorem 4]). We use the same idea to show that in the combined shape and velocity control, the trajectories starting from a sufficiently small neighborhood of the correct equilibrium set (representing the desired formation shape and velocity) converge to the set exponentially fast. We first make the following assumption:

Assumption 1: The framework $(\bar{\mathcal{G}}, p)$ is infinitesimally rigid at each p where $\phi(\bar{\mathcal{H}}^\top p) = d^*$.

According to the definition of infinitesimal rigidity, it is clear that if the framework $(\bar{\mathcal{G}}, p)$ is infinitesimally rigid, then the framework $(\bar{\mathcal{G}}, \bar{p})$ is also infinitesimally rigid.

To use the center manifold theorem, we first show that (15) can be written in the form of (8). Considering (18), the potential function (3) can be written as

$$V(\bar{p}) = \frac{1}{2} \|g_{\bar{p}}(\bar{p}) - d^*\|^2 \quad (20)$$

whose gradient $\nabla V(\bar{p})$ is

$$\nabla V(\bar{p}) = J_{g_{\bar{p}}}(\bar{p})^\top (g_{\bar{p}}(\bar{p}) - d^*). \quad (21)$$

By linearizing (15) at a point in Ω_1 one has

$$\begin{bmatrix} \dot{\bar{p}} \\ \dot{\bar{q}} \end{bmatrix} = \begin{bmatrix} 0 & I_{2n} \\ -J_{g_{\bar{p}}}(\bar{p})^\top J_{g_{\bar{p}}}(\bar{p}) & -\mathcal{L} \end{bmatrix} \begin{bmatrix} \bar{p} \\ \bar{q} \end{bmatrix}. \quad (22)$$

Note that the matrix $J_{g_{\bar{p}}}(\bar{p})^\top J_{g_{\bar{p}}}(\bar{p})$ evaluated at a point in Ω_1 has three zero eigenvalues and the rest are real and positive. This is because of the fact that the matrix $J_{g_{\bar{p}}} \in \mathbb{R}^{r \times 2n}$ is the rigidity matrix associated with $\bar{\mathcal{G}}$ and has three zero eigenvalues if and only if the framework $(\bar{\mathcal{G}}, \bar{p})$ is infinitesimally rigid (see [2, Theorem 2]). The matrix $\mathcal{L} = L \otimes I_2$ in (22) is also positive semi-definite and has two zero eigenvalues when the consensus graph \mathcal{G} is connected.

To make the calculations easier, we perform a coordinate transformation that separates the centroid dynamics from the remaining dynamics of the system. Let $\mathcal{R} \in \mathbb{R}^{2n \times 2n}$ be an orthonormal matrix whose first two rows are $((\mathbf{1}_n^\top \otimes I_2)/\sqrt{n})$. Define

$$\tilde{p} := \mathcal{R} \bar{p}, \quad \tilde{q} := \mathcal{R} \bar{q}, \quad \tilde{\mathcal{H}} := \mathcal{R} \bar{\mathcal{H}}. \quad (23)$$

Then $\tilde{\mathcal{H}}$ has the form $\tilde{\mathcal{H}} = [0 \ \hat{\mathcal{H}}^\top]^\top$ where $\hat{\mathcal{H}}$ is a $(2n-2) \times 2r$ matrix which is because $(\mathbf{1}_n \otimes I_2)^\top \bar{\mathcal{H}} = 0$. Let \tilde{p} be partitioned as $\tilde{p} = [p^\circ \ \hat{p}^\top]^\top$ where p° is a 2-vector and \hat{p} is a $2n-2$ vector. Then the vector of relative positions in (16) can be written as

$$e = \bar{\mathcal{H}}^\top \bar{p} = \tilde{\mathcal{H}}^\top \tilde{p} = [0 \ \hat{\mathcal{H}}^\top] \begin{bmatrix} p^\circ \\ \hat{p} \end{bmatrix} = \hat{\mathcal{H}}^\top \hat{p}. \quad (24)$$

Define

$$g_{\tilde{p}}(\tilde{p}) := \phi(\tilde{\mathcal{H}}^\top \tilde{p}) = \phi(e) \quad (25)$$

and consider (23). Then (22) can be written as

$$\begin{bmatrix} \dot{\tilde{p}} \\ \dot{\tilde{q}} \end{bmatrix} = \begin{bmatrix} 0 & I_{2n} \\ -J_{g_{\tilde{p}}}(\tilde{p})^\top J_{g_{\tilde{p}}}(\tilde{p}) & -\mathcal{R}\mathcal{L}\mathcal{R}^\top \end{bmatrix} \begin{bmatrix} \tilde{p} \\ \tilde{q} \end{bmatrix} \quad (26)$$

where $J_{g_{\tilde{p}}}(\tilde{p}) = J_{g_{\tilde{p}}}(\tilde{p})R^\top$. Since the first two rows of \mathcal{R} are $((\mathbf{1}_n^\top \otimes I_2)/\sqrt{n})$, $\mathcal{L} = \mathcal{H}\mathcal{H}^\top$ and $\mathcal{H}^\top(\mathbf{1}_n \otimes I_2) = 0$, the first two rows and the first two columns of $\mathcal{R}\mathcal{L}\mathcal{R}^\top$ are zero and thus $\mathcal{R}\mathcal{L}\mathcal{R}^\top$ has the form

$$-\mathcal{R}\mathcal{L}\mathcal{R}^\top \tilde{q} = \begin{bmatrix} 0_{2 \times 2} & 0 \\ 0 & -\hat{\mathcal{L}} \end{bmatrix} \begin{bmatrix} q^o \\ \hat{q} \end{bmatrix} \quad (27)$$

where $q^o = \dot{p}^o$, $\hat{q} = \dot{\hat{p}}$, and the submatrix $\hat{\mathcal{L}}$ is positive definite. Let

$$g_{\hat{p}}(\hat{p}) := \phi(\hat{\mathcal{H}}^\top \hat{p}) = \phi(e). \quad (28)$$

Since $J_{g_{\tilde{p}}}(\tilde{p}) = J_{g_{\tilde{p}}}(\tilde{p})R^\top$ and $J_{g_{\tilde{p}}}(\tilde{p})(\mathbf{1}_n \otimes I_2) = 0$ (see Lemma 1 and (21)), the first two rows and the first two columns of $J_{g_{\tilde{p}}}(\tilde{p})^\top J_{g_{\tilde{p}}}(\tilde{p})$ are also zero. Thus

$$-J_{g_{\tilde{p}}}(\tilde{p})^\top J_{g_{\tilde{p}}}(\tilde{p})\tilde{p} = \begin{bmatrix} 0_{2 \times 2} & 0 \\ 0 & -J_{g_{\tilde{p}}}(\tilde{p})^\top J_{g_{\tilde{p}}}(\tilde{p}) \end{bmatrix} \begin{bmatrix} p^o \\ \hat{p} \end{bmatrix} \quad (29)$$

and the dynamics of the reduced-order system can be written as

$$\begin{bmatrix} \dot{\hat{p}} \\ \dot{\hat{q}} \end{bmatrix} = \begin{bmatrix} 0 & I_{2n-2} \\ -J_{g_{\hat{p}}}(\hat{p})^\top J_{g_{\hat{p}}}(\hat{p}) & -\hat{\mathcal{L}} \end{bmatrix} \begin{bmatrix} \hat{p} \\ \hat{q} \end{bmatrix}. \quad (30)$$

Define the set

$$\hat{\Omega}_1 = \{(\hat{p}, \hat{q}) : \hat{q} = 0 \text{ and } g_{\hat{p}}(\hat{p}) = \mathbf{d}^*\} \quad (31)$$

and note that this set is compact⁴ while the set Ω defined in (13) is not compact. Then because of (29) and the fact that $J_{g_{\tilde{p}}}(\tilde{p})^\top J_{g_{\tilde{p}}}(\tilde{p})$ has three zero eigenvalues at a point in Ω_1 and the rest are real and positive, the matrix $J_{g_{\tilde{p}}}(\tilde{p})^\top J_{g_{\tilde{p}}}(\tilde{p})$ at a point in $\hat{\Omega}_1$ has one zero eigenvalue and the rest are real and positive.

Define now

$$\hat{V}(\hat{p}) := \frac{1}{2} \|g_{\hat{p}}(\hat{p}) - \mathbf{d}^*\|^2 \quad (32)$$

which according to (20) and $g_{\hat{p}}(\hat{p}) = g_{\tilde{p}}(\tilde{p}) = \phi(e)$ is equal to $V(\tilde{p})$ in (20). Then the equations in (15) can be written, after straightforward calculations, as

$$\begin{bmatrix} \dot{\hat{p}} \\ \dot{\hat{q}} \end{bmatrix} = \begin{bmatrix} \hat{q} \\ -\hat{\mathcal{L}}\hat{q} - \nabla \hat{V}(\hat{p}) \end{bmatrix} := F_1(\hat{p}, \hat{q}) \quad (33)$$

⁴The compactness of $\hat{\Omega}_1$ can be shown using the facts that the set $\mathcal{C} = \{(\hat{q}, e) : \hat{q} = 0 \text{ and } \phi(e) = \mathbf{d}^*\}$ is a compact set and $\hat{\Omega}_1$ can be written as $\hat{\Omega}_1 = \{(\hat{p}, \hat{q}) : \hat{q} = 0 \text{ and } \hat{\mathcal{H}}^\top \hat{p} = e \in \mathcal{C}\}$. Since the kernel of $\hat{\mathcal{H}}^\top$ is zero, it follows that $\hat{\Omega}_1$ is also compact.

and the linearization of (33) at a point in $\hat{\Omega}_1$ can be represented by

$$\begin{bmatrix} \dot{\hat{p}} \\ \dot{\hat{q}} \end{bmatrix} = \begin{bmatrix} 0 & I_{2n-2} \\ -J_{g_{\hat{p}}}(\hat{p})^\top J_{g_{\hat{p}}}(\hat{p}) & -\hat{\mathcal{L}} \end{bmatrix} \begin{bmatrix} \hat{p} \\ \hat{q} \end{bmatrix} \\ := J_{F_1}(\hat{p}, \hat{q}) \begin{bmatrix} \hat{p} \\ \hat{q} \end{bmatrix}. \quad (34)$$

As shown in Appendix A, the matrix $J_{F_1}(\hat{p}, \hat{q})$ in (34) has one zero eigenvalue and the rest have negative real parts. So one can find a matrix Q_1 such that $Q_1 J_{F_1}(\hat{p}, \hat{q}) Q_1^{-1}$ is in block diagonal form with a zero for the first term.

Define \hat{z} as $\hat{z} := [\hat{p}^\top \hat{q}^\top]^\top$. Then the \hat{z} dynamics around a point \hat{z}_o in $\hat{\Omega}_1$ can be written as

$$\dot{\hat{z}} = J_{F_1}(\hat{z}_o)\hat{z} + (F_1(\hat{z}) - J_{F_1}(\hat{z}_o)\hat{z}). \quad (35)$$

Define now $(\theta, \rho) = Q_1 \hat{z}$. Then the (θ, ρ) dynamics have the form

$$\begin{aligned} \dot{\theta} &= h_1(\theta, \rho) \\ \dot{\rho} &= A_s \rho + h_2(\theta, \rho). \end{aligned} \quad (36)$$

Without loss of generality, we assume $\hat{z}_o = 0$. It can be easily verified that $h_1(\theta, \rho)$ and $h_2(\theta, \rho)$ in (36) satisfy $h_1(0, 0) = 0$, $h_2(0, 0) = 0$, $J_{h_1}(0, 0) = 0$ and $J_{h_2}(0, 0) = 0$. We showed up to here that (15) can be written in the form of (8).

Let the set $\hat{\mathcal{M}}$ be related to $\hat{\Omega}_1$ via the linear map Q_1

$$\hat{\mathcal{M}} = \{(\theta, \rho) : (\theta, \rho) = Q_1 \hat{z} \text{ and } \hat{z} \in \hat{\Omega}_1\}. \quad (37)$$

The following lemma shows that $\hat{\mathcal{M}}$ is a center manifold for (36) with $(\theta, \rho) = Q_1 \hat{z}$.

Lemma 2: The set $\hat{\mathcal{M}}$ in (37) is a center manifold for (36). ■

Proof: See Appendix B. ■

We now state our main result in the following theorem:

Theorem 4: Suppose Assumption 1 holds and consider the double-integrator model in (12) and the transformations in (14). Let the potential function $V(p)$ in (12) be in the form of (3). Then there exists a neighborhood of the set Ω_1 defined in (19) such that any trajectory starting in this neighborhood converges exponentially fast to a point in Ω_1 .

Proof: According to the center manifold theorem, we can conclude that there exists a function $h(\theta)$ such that in a neighborhood $\hat{\mathcal{N}}_0$ of \hat{z}_0 , one has

$$\hat{\mathcal{M}} \cap \hat{\mathcal{N}}_0 = \{(\theta, \rho) : \rho = h(\theta)\}. \quad (38)$$

Since $\hat{\mathcal{M}}$ is an equilibrium manifold, $h_1(\theta, h(\theta))$ is zero on $\hat{\mathcal{N}}_0$ and the dynamics in (10) restricted to the center manifold $\hat{\mathcal{M}}$ is $\dot{\xi} = 0$. Now by applying Theorem 2, the solutions of (θ, ρ) starting in $\hat{\mathcal{N}}_0$ are

$$\begin{aligned} \theta(t) &= \xi(t) + O(e^{-\gamma t}) \\ \rho(t) &= h(\xi(t)) + O(e^{-\gamma t}). \end{aligned} \quad (39)$$

So $(\theta(t), \rho(t))$ converges to $(\xi(0), h(\xi(0))) \in \hat{\mathcal{M}}$ exponentially fast which implies that $(\hat{p}(t), \hat{q}(t))$ converges to

$Q_1^{-1}(\xi(0), h(\xi(0))) \in \hat{\Omega}_1$ exponentially fast. Since $\bar{p}(t) = \mathcal{R}^\top [p^\circ \hat{p}(t)^\top]^\top$ and $\bar{q}(t) = \mathcal{R}^\top [q^\circ \hat{q}(t)^\top]^\top$ and both p° and q° are constant, then $\bar{p}(t)$ and $\bar{q}(t)$ converge to $\hat{\Omega}_1$ exponentially fast. Note that $\hat{\Omega}_1$ is compact and this argument can be repeated for any point in $\hat{\Omega}_1$ and can be lifted to Ω_1 since $\sum_n \bar{q}_i(t) = 0$ and $\sum_n \bar{p}_i(t)$ is constant. ■

Remark 3: Since the equilibrium manifold $\hat{\Omega}_1$ is compact and any trajectory starting from a small neighborhood of $\hat{\Omega}_1$ converges to $\hat{\Omega}_1$ exponentially fast, one can conclude that there exists a single exponent γ such that all trajectories converge to $\hat{\Omega}_1$ from a small neighborhood at least as fast as $e^{-\gamma t}$. We call this manifold a *locally exponentially stable manifold*. (Note that for a non-compact manifold, although any trajectory starting from a sufficiently small neighborhood of the manifold converges to a point on the manifold exponentially fast, there might be no single γ applicable to all trajectories.)

B. Undirected Consensus Graph Except for Introduction of Leader

Suppose now that an arbitrary agent, without loss of generality agent 1, is designated as a leader; equivalently, edges in the consensus graph \mathcal{G} incident on that agent are all changed to be made outwardly directed while the remaining edges remain undirected. If before the change, the Laplacian matrix is (with L_{11} a scalar)

$$L = \begin{bmatrix} L_{11} & L_{12} \\ L_{21} & L_{22} \end{bmatrix} \quad (40)$$

then after the change, the first row is replaced by 0. Let the double-integrator model combining shape control and velocity consensus be written as

$$\begin{aligned} \dot{p} &= q \\ \dot{q} &= - \left(\begin{bmatrix} 0 & 0 \\ L_{21} & L_{22} \end{bmatrix} \otimes I_2 \right) q - \begin{bmatrix} 0 & 0 \\ 0 & I_{2n-2} \end{bmatrix} \nabla V(p). \end{aligned} \quad (41)$$

We shall assume that the formation is traveling between waypoints, and that the leader velocity is constant. Relaxing this assumption requires substantial adjustment. Let the leader velocity be denoted by α . Let v denote a vector whose i -th entry is $q_{i+1} - q_1$. Then it is easily verified that for the consensus problem without shape control, motion is governed by $\dot{v} = -(L_{22} \otimes I_2)v$; the constraints on L assure that L_{22} is positive definite, and so convergence is obvious. Suppose shape control is added to consensus. Let $z_i = p_{i+1} - p_1$ and observe that the translational invariance of $V(p)$ guarantees the existence of a function $\tilde{V}(z)$ with $V(p) = \tilde{V}(z)$. Then (41) are evidently replaced by

$$\begin{aligned} \dot{z} &= v \\ \dot{v} &= -(L_{22} \otimes I_2)v - \nabla \tilde{V}(z). \end{aligned} \quad (42)$$

Note that the motion of the leader agent is neither affected by the velocity of other agents nor any errors in distances between it and its adjacent agents in \mathcal{G} . We have the following result.

Theorem 5: Let the double-integrator model of the agents be given by (41). Suppose agent 1 is the leader of the formation and is traveling between waypoints, and the leader velocity is constant between the waypoints and is denoted by α . Suppose the edges in \mathcal{G} incident on agent 1 are all outwardly directed while the remaining edges in \mathcal{G} are undirected, and \mathcal{G} is rooted at the leader. Assume the formation shape graph \mathcal{G} is rigid. Then all trajectories tend as $t \rightarrow \infty$ to the set

$$\Omega_2 = \{(p, q) : q = \alpha \mathbf{1} \text{ and } \nabla V(p) = 0\}.$$

Proof: We start with (42) and consider the Lyapunov function $\tilde{W}(z, v) = (1/2)v^\top v + \tilde{V}(z)$, for which $\dot{\tilde{W}} = -v^\top (L_{22} \otimes I_2)v$. It is immediate that v is bounded, as is $\tilde{V}(z) = V(p)$. Boundedness of $\tilde{V}(z) = V(p)$ ensures that all edge lengths in the formation graph \mathcal{G} are bounded, and so all z_i are bounded. The LaSalle's Invariance Principle then easily shows that all trajectories converge to the set $\{(z, v) : \nabla \tilde{V}(z) = 0, v = 0\}$. The condition $v = 0$ corresponds to consensus with leader velocity α and the condition $\nabla \tilde{V}(z) = 0$ is equivalent to $\nabla V(p) = 0$. To see that this implies that $\nabla V(p) = 0$, observe using the definition of the z_i and Lemma 1 that

$$\begin{aligned} \frac{\partial}{\partial z_1} \tilde{V}(z) &= \frac{\partial}{\partial p_2} V(p) - \frac{\partial}{\partial p_1} V(p) \\ \frac{\partial}{\partial z_2} \tilde{V}(z) &= \frac{\partial}{\partial p_3} V(p) - \frac{\partial}{\partial p_1} V(p) \\ &\vdots \\ \frac{\partial}{\partial z_{n-1}} \tilde{V}(z) &= \frac{\partial}{\partial p_n} V(p) - \frac{\partial}{\partial p_1} V(p) \\ 0 &= \frac{\partial}{\partial p_1} V(p) + \dots + \frac{\partial}{\partial p_n} V(p) \end{aligned} \quad (43)$$

and it is clear that $\nabla \tilde{V}(z) = 0$ iff $\nabla V(p) = 0$. ■

Similarly to the case where the consensus graph is undirected and there is no leader in the formation, it can be shown using the center manifold theorem that the set of correct equilibria is locally exponentially stable. Define the matrix $T \in \mathbb{R}^{(2n-2) \times 2n}$ as $z = Tp$ (or equivalently $v = Tq$) where $z \in \mathbb{R}^{2n-2}$ and $v \in \mathbb{R}^{2n-2}$ are respectively the vectors of all z_i and v_i stacked together, and let

$$g_z(z) := \phi(e). \quad (44)$$

Similarly to (20), the potential function $\tilde{V}(z)$ in (42) can be written as

$$\tilde{V}(z) = \frac{1}{2} \|g_z(z) - \mathbf{d}^*\|^2 \quad (45)$$

whose gradient $\nabla \tilde{V}(z)$ is

$$\nabla \tilde{V}(z) = J_{g_z}(z)^\top (g_z(z) - \mathbf{d}^*). \quad (46)$$

The set of correct equilibrium points can also be written as

$$\hat{\Omega}_2 = \{(z, v) : v_i = 0 \quad \forall i, \text{ and } g_z(z) = \mathbf{d}^*\}. \quad (47)$$

Note that $\hat{\Omega}_2$ is a compact set. Consider (42) and define $F_2(z, v)$ as

$$\begin{bmatrix} \dot{z} \\ \dot{v} \end{bmatrix} = \begin{bmatrix} v \\ -(L_{22} \otimes I_2)v - \nabla \tilde{V}(z) \end{bmatrix} := F_2(v, z). \quad (48)$$

Then by linearizing (48) at a point in $\hat{\Omega}_2$, one has

$$\begin{aligned} \begin{bmatrix} \dot{z} \\ \dot{v} \end{bmatrix} &= \begin{bmatrix} 0 & I_{2n-2} \\ -J_{g_z}(z)^\top J_{g_z}(z) & -L_{22} \otimes I_2 \end{bmatrix} \begin{bmatrix} z \\ v \end{bmatrix} \\ &:= J_{F_2}(z, v) \begin{bmatrix} z \\ v \end{bmatrix} \end{aligned} \quad (49)$$

where $J_{g_p}(p) = J_{g_z}(z)T$. From the definition of T , it is easy to see that the rank of T is $2n - 2$. According to Sylvester's rank inequality and the fact that $\text{rank}(J_{g_p}(p)) \leq \min\{\text{rank}(J_{g_z}(z)), \text{rank}(T)\}$, then $J_{g_p}(p)$ has the same rank as $J_{g_z}(z)$. Since the rank of $J_{g_p}(p) = J_{g_z}(z)T$ is $2n - 3$, because it is the rank of the rigidity matrix associated with the graph \mathcal{G} and the framework (\mathcal{G}, p) is assumed to be infinitesimally rigid, the rank of $J_{g_z}(z)$ is also $2n - 3$. Since $J_{g_z}(z)$ is $r \times (2n - 2)$, the nullity of $J_{g_z}(z)$ and also the nullity of $J_{g_z}(z)^\top J_{g_z}(z)$ is 1. So $J_{g_z}(z)^\top J_{g_z}(z)$ has one zero eigenvalue. According to the structure of $J_{g_z}(z)^\top J_{g_z}(z)$, it is clear that $J_{g_z}(z)^\top J_{g_z}(z)$ is symmetric and positive semidefinite. Thus the nonzero eigenvalues are all real and positive.

Since L_{22} is a symmetric positive definite matrix, it can be shown, similarly to Lemma 5, that $J_{F_2}(z, v)$ in (49) has only one zero eigenvalue and the rest have negative real parts. Then we can conclude that any trajectory of $(z(t), v(t))$ starting from a small neighborhood of $\hat{\Omega}_2$ in (47) converges to a point in Ω_2 exponentially fast.

C. Directed Consensus Graph

In this subsection, we shall suppose that the initially given consensus graph \mathcal{G} is directed and meets the conditions of Theorem 1. We proceed straight to the situation where a leader is selected. The following lemma is pertinent.

Lemma 3: Let \mathcal{G} be a weakly connected directed graph⁵ with a unique closed strongly connected component. Choose any vertex, call it ν , belonging to the closed strongly connected component as a leader, and remove the edges in \mathcal{G} directed towards ν . Call \mathcal{G}' the new graph. Then \mathcal{G}' has a closed strongly connected component which is unique, being in fact the single vertex ν , and accordingly consensus with convergence will occur.

Proof: Let \mathcal{G}^* be the closed strongly connected component of \mathcal{G} , and let \mathcal{V}^* denote its vertex set. If $|\mathcal{V}^*| = 1$, then $\mathcal{G}' = \mathcal{G}$ and the result is trivial. So suppose $|\mathcal{V}^*| > 1$. Since \mathcal{G}^* is strongly connected, from any selected vertex in \mathcal{G}^* , there exists a path to any other vertex in \mathcal{G}^* . In particular, there exists a spanning tree \mathcal{T}^* in \mathcal{G}^* for which ν is a root vertex, i.e., has no incoming edges. Also, the hypothesis of the lemma guarantees there is a spanning tree for all of \mathcal{G} . All edges in this spanning

tree must be outgoing from \mathcal{G}^* because it is closed. It is clear that the edges of this spanning tree lying in \mathcal{G}^* could be replaced by those of \mathcal{T}^* and one would still have a spanning tree of \mathcal{G} . In this new spanning tree of \mathcal{G} , ν is the root vertex, and so this spanning tree of \mathcal{G} is also a spanning tree of \mathcal{G}' . Since \mathcal{G}' has a spanning tree, it has a closed strongly connected component which is unique (and the component defined by ν alone is closed and strongly connected), and the lemma is proved. ■

With \mathcal{G}' as defined in the above lemma, let ν be the identified vertex, and suppose it corresponds to agent 1. Let L' be the associated Laplacian matrix. Then L' has the following form:

$$L' = \begin{bmatrix} 0 & 0 \\ L'_{21} & L'_{22} \end{bmatrix}. \quad (50)$$

Observe that since the consensus property is guaranteed, L' has precisely one zero eigenvalue and the other eigenvalues have positive real part. Hence all eigenvalues of L'_{22} have positive real part. This means, see [3], that there exists a diagonal positive definite matrix P such that

$$Q := PL'_{22} + L'_{22}{}^\top P > 0. \quad (51)$$

We now have the following result.

Theorem 6: Suppose there is a directed consensus graph \mathcal{G}' which is rooted at the leader with the leader defined by agent 1, and an underlying formation shape graph \mathcal{G} which is rigid. Let $\mathcal{L}' = L' \otimes I_2$ with L' the Laplacian associated with \mathcal{G}' , and let $V(p)$ be a function invariant to translation, rotation or reflection serving as the basis of a steepest descent law, suppose the shape control law is $\dot{p} = -\nabla V(p)$. For a diagonal positive definite P satisfying (51), consider the double-integrator model combining shape control and velocity consensus

$$\begin{aligned} \dot{p} &= q \\ \dot{q} &= -\mathcal{L}'q - \begin{bmatrix} 0_{2 \times 2} & 0 \\ 0 & P^{-1} \otimes I_2 \end{bmatrix} \nabla V(p) \end{aligned} \quad (52)$$

which includes the equation $\dot{q}_1 = 0$, (and ensures distributed control action for shape adjustment). Then all trajectories tend as $t \rightarrow \infty$ to the set

$$\Omega_3 = \{(p, q) : q_i = q_1 \quad \forall i, \text{ and } \nabla V(p) = 0\}. \quad (53)$$

Proof: First transform the equations by setting $v_i = q_{i+1} - q_1$, $z_i = p_{i+1} - p_1$. Let $\tilde{V}(z)$ be such that $V(p) = \tilde{V}(z)$, existence being guaranteed by the hypotheses on $V(p)$. The adjusted equations are

$$\begin{aligned} \dot{z} &= v \\ \dot{v} &= -(L'_{22} \otimes I_2)v - (P^{-1} \otimes I_2)\nabla \tilde{V}(z). \end{aligned} \quad (54)$$

Adopt as a Lyapunov function

$$W(z, v) = \frac{1}{2}v^\top (P \otimes I_2)v + \tilde{V}(z). \quad (55)$$

Its time derivative along trajectories is $\dot{W} = -v^\top (Q \otimes I_2)v$. Boundedness of v, z follows as earlier for (42), and so by the LaSalle's Invariance Principle, the consensus property is

⁵A directed graph is weakly connected if there is an undirected path between each pair of distinct vertices [18].

immediate. A further minor step establishes $\nabla \tilde{V}(z) = 0$ which is equivalent to $\nabla V(p) = 0$. Hence the theorem is proved. ■

The set of correct equilibria can be defined by

$$\hat{\Omega}_3 = \{(z, v) : v_i = 0 \quad \forall i, \text{ and } g_z(z) = d^*\}. \quad (56)$$

Similarly to the previous subsection, it can be shown using the center manifold theorem that the trajectories starting from a small neighborhood of $\hat{\Omega}_3$ in (53) converge to $\hat{\Omega}_3$ exponentially fast. Consider (52) and define $F_3(z, v)$ as

$$\begin{bmatrix} \dot{z} \\ \dot{v} \end{bmatrix} = \begin{bmatrix} v \\ -(L_{22} \otimes I_2)v - (P^{-1} \otimes I_2)\nabla \tilde{V}(z) \end{bmatrix} := F_3(z, v). \quad (57)$$

Then by linearizing (57) at a point in (56), one has

$$\begin{bmatrix} \dot{z} \\ \dot{v} \end{bmatrix} = J_{F_3}(z, v) \begin{bmatrix} z \\ v \end{bmatrix} = \begin{bmatrix} 0 & I_{2n-2} \\ -(P^{-1} \otimes I_2)J_{g_z}(z)^\top J_{g_z}(z) & -L_{22} \otimes I_2 \end{bmatrix} \begin{bmatrix} z \\ v \end{bmatrix}. \quad (58)$$

As explained in the previous subsection, the matrix $-J_g(z)^\top J_g(z)$ is symmetric and negative semidefinite which has one zero eigenvalue and the nonzero eigenvalues are all real and negative. As the matrix P in (58) is positive definite, then according to [17, Theorem 7.6.3], $-(P^{-1} \otimes I_2)J_g(z)^\top J_g(z)$ has the same number of zero, positive, and negative eigenvalues as $-J_g(z)^\top J_g(z)$, that is $-(P^{-1} \otimes I_2)J_g(z)^\top J_g(z)$ has one zero eigenvalue and the rest are real and negative.

Now we want to show that $J_{F_3}(z, v)$ in (58) has only one zero eigenvalue, i.e., the dimension of the kernel of this matrix is one. Let $[x^\top \ y^\top]^\top \in \mathbb{R}^{4n-4}$ be the eigenvector associated with the zero eigenvalue of $J_{F_3}(z, v)$. Thus

$$\begin{bmatrix} 0 & I_{2n-2} \\ -(P^{-1} \otimes I_2)J_{g_z}(z)^\top J_{g_z}(z) & -L'_{22} \otimes I_2 \end{bmatrix} \begin{bmatrix} x \\ y \end{bmatrix} = 0. \quad (59)$$

Then $y = 0$ and $-(P^{-1} \otimes I_2)J_{g_z}(z)^\top J_{g_z}(z)x = 0$. Since there exists only one independent vector x that spans the null space of $-(P^{-1} \otimes I_2)J_{g_z}(z)^\top J_{g_z}(z)$, one can conclude that there exists only one independent vector $[x^\top \ y^\top]^\top = [x^\top \ 0]^\top$ that spans the null space of $J_{F_3}(z, v)$. Then it can be shown that $J_{F_3}(z, v)$ has only one zero eigenvalue. The rest of the local exponential convergence proof is similar to the proofs in the previous subsections.

D. Directed Consensus Graph With a Closed Strongly Connected Subgraph

In this subsection, we suppose the consensus graph \mathcal{G} has a unique closed strongly connected component, which contains more than a single vertex, while \mathcal{G} itself is not strongly connected. We first investigate the consensus problem and provide a Lyapunov function for the stability proof and then go to the consensus and shape control problem.

1) *Velocity Consensus*: Suppose the matrix $L \in \mathbb{R}^{n \times n}$ is partitioned as

$$L = \begin{bmatrix} A & 0 \\ B & C \end{bmatrix} \quad (60)$$

where $A \in \mathbb{R}^{m \times m}$ is square and is the Laplacian of the subgraph of \mathcal{G} comprising the closed strongly connected component which contains m vertices. Hence, as noted in Theorem 1, there is a positive vector η_a spanning the cokernel of A , and $\eta = [\eta_a^\top \ 0]^\top$ spans the cokernel of L .

Define $\mathcal{A} := A \otimes I_2$, $\mathcal{B} := B \otimes I_2$, $\mathcal{C} := C \otimes I_2$, and \mathcal{L} by

$$\mathcal{L} = L \otimes I_2 = \begin{bmatrix} \mathcal{A} & 0 \\ \mathcal{B} & \mathcal{C} \end{bmatrix}. \quad (61)$$

We shall prove the stability of the velocity consensus problem with the aid of the following lemma.

Lemma 4: With notation as above, there exists a nonsingular positive definite \mathcal{P} and a nonnegative definite \mathcal{Q} with kernel spanned by $(\mathbf{1} \otimes I_2)$ such that

$$\mathcal{P}\mathcal{L} + \mathcal{L}^\top \mathcal{P} = \mathcal{Q}. \quad (62)$$

Proof: Recall that $(\eta_a \otimes I_2)^\top \mathcal{A} = 0$ and $\mathcal{L}(\mathbf{1} \otimes I_2) = 0$. Because the entries of η_a are positive, the inner product $\eta_a^\top \mathbf{1}$ is nonzero. It is trivial that the matrix

$$I_{2n} - (\mathbf{1} \otimes I_2) \frac{[(\eta_a \otimes I_2)^\top \ 0_{2 \times 2(n-m)}]}{\eta_a^\top \mathbf{1}} \quad (63)$$

has rank $2n - 2$, and so has a factorization as

$$I_{2n} - (\mathbf{1} \otimes I_2) \frac{[(\eta_a \otimes I_2)^\top \ 0]}{\eta_a^\top \mathbf{1}} = MN \quad (64)$$

where M, N are $2n \times (2n - 2)$ and $(2n - 2) \times 2n$ respectively, both with rank $2n - 2$. Define the $2n \times 2n$ matrix

$$U = [(\mathbf{1} \otimes I_2) \ M]$$

and it is easily verified that with

$$S = \begin{bmatrix} \frac{(\eta_a \otimes I_2)^\top \ 0}{\eta_a^\top \mathbf{1}} \\ N \end{bmatrix}$$

there holds $US = I$, i.e., $S = U^{-1}$. Then $SU = I_{2n}$ and the entries of SU give $N(\mathbf{1} \otimes I_2) = 0$, a fact used below. A short calculation also shows that

$$U^{-1}\mathcal{L}U = \begin{bmatrix} 0_{2 \times 2} & 0_{2 \times (2n-2)} \\ 0_{(2n-2) \times 2} & N\mathcal{L}M \end{bmatrix}. \quad (65)$$

Because the matrix L has one zero eigenvalue and the remainder with positive real parts, the \mathcal{L} has two zero eigenvalues and the remainder with positive real parts. Hence all eigenvalues of $N\mathcal{L}M$ have positive real parts. So there exist positive definite symmetric \hat{P}, \hat{Q} such that

$$\hat{P}(N\mathcal{L}M) + (N\mathcal{L}M)^\top \hat{P} = \hat{Q}.$$

Then (62) is satisfied with the definitions

$$\mathcal{P} = U^{-\top} \begin{bmatrix} I_2 & 0 \\ 0 & \hat{P} \end{bmatrix} U^{-1}, \quad \mathcal{Q} = U^{-\top} \begin{bmatrix} 0_{2 \times 2} & 0 \\ 0 & \hat{Q} \end{bmatrix} U^{-1}. \quad \blacksquare$$

It is evident that the function $q^\top \mathcal{P}q$ is a Lyapunov function establishing stability of the consensus system. By Lasalle, the solutions approach a limit point in the set $\mathcal{Q}q = 0$. Equivalently, the limiting solutions must obey

$$U^{-\top} \begin{bmatrix} 0_{2 \times 2} & 0 \\ 0 & \hat{Q} \end{bmatrix} \begin{bmatrix} [(n_a \otimes I_2)^\top 0] \\ \frac{\eta_a^\top \mathbf{1}}{N} \end{bmatrix} q = 0. \quad (66)$$

It is trivial that $Nq = 0$. As noted above, the nullspace of N is spanned by $\mathbf{1} \otimes I_2$. So

$$q = (\mathbf{1} \otimes I_2)\mu$$

for some $\mu \in \mathbb{R}^2$.

2) *Combined Velocity and Shape Control*: The equations of motion we adopt are

$$\begin{aligned} \dot{p} &= q \\ \dot{q} &= -\mathcal{L}q - \mathcal{P}^{-1}\nabla V(p). \end{aligned} \quad (67)$$

It should be noted that \mathcal{P} is not a diagonal matrix and thus information from other than neighbor agents might be needed to form the acceleration of a particular agent. In other words, when the consensus graph has a unique closed strongly connected component which contains more than a single vertex, the control law might not be completely distributed.

Now choose as a ‘‘Lyapunov-like’’ function

$$W = \frac{1}{2}q^\top \mathcal{P}q + V(p). \quad (68)$$

It is straightforward to check that this results in

$$\dot{W} = -\frac{1}{2}q^\top \mathcal{Q}q. \quad (69)$$

It is immediate that q is bounded. However, it is not immediate that p is bounded. Nevertheless, $V(p)$ is bounded, from which it easily follows that every $\|p_i - p_j\|$ is bounded. Consequently, \dot{q} is bounded, and so \dot{W} is bounded. Under these circumstances, Barbalat’s lemma implies that $\dot{W} \rightarrow 0$. The calculation for the consensus only problem then shows that

$$q \rightarrow (\mathbf{1} \otimes I_2)\mu$$

for some 2-vector μ . At this point, it has *not* been established that μ is constant. Insert this into (67). The conclusion is for the equilibrium motions

$$\begin{aligned} \dot{p} &= (\mathbf{1} \otimes I_2)\mu \\ (\mathbf{1} \otimes I_2)\dot{\mu} &= -\mathcal{P}^{-1}\nabla V(p). \end{aligned} \quad (70)$$

Multiply the second equation on the left by $(\mathbf{1} \otimes I_2)^\top \mathcal{P}$. The right side is zero since $(\mathbf{1} \otimes I_2)^\top \nabla V(p) = 0$, and because $\mathbf{1}^\top \mathcal{P} \mathbf{1} > 0$, there results $\dot{\mu} = 0$, so that μ is constant. The second equation of (67) then has $\dot{q} = 0$, $\mathcal{L}q = 0$ (recall that $\mathbf{1} \otimes I_2$ is a null vector of \mathcal{L}), and so $\nabla V(p) = 0$.

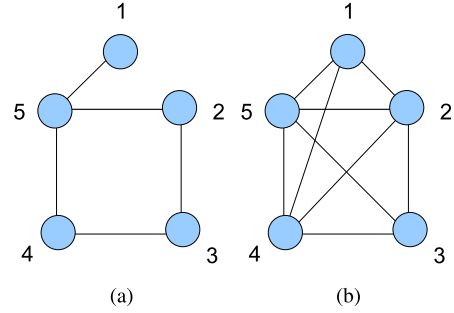


Fig. 2. Consensus graph \mathcal{G} and shape control graph $\bar{\mathcal{G}}$ used in the simulation of the double-integrator model in (12). (a) \mathcal{G} . (b) $\bar{\mathcal{G}}$.

This establishes (for a rigid formation) that simultaneous velocity consensus and local shape control have been achieved.

The proof for local exponential stability of the desired equilibrium set is similar to the previous subsections and is omitted for brevity. Similarly to the previous subsections, the equilibrium set is not compact in this case. So one should first reduce the order of the system and find a compact equilibrium manifold for the reduced order system and then show that the equilibrium manifold is locally exponentially stable. Alternatively, one can start with a non-compact equilibrium set and use the generalization of the center manifold theorem in [9] to show that the trajectories starting from a compact neighborhood of the non-compact equilibrium manifold converge to a compact subset of the equilibrium manifold exponentially fast.

IV. SIMULATIONS

In this section, we simulate the results in Section III for a 5-agent formation. In all simulations in this section, we assume the initial position and velocity of the agents are: $p_1(0) = [-3.5, 0]^\top$, $p_2(0) = [-1.75, 0]^\top$, $p_3(0) = [0, 0]^\top$, $p_4(0) = [1.75, 0]^\top$, $p_5(0) = [3.5, 0]^\top$, $q_1(0) = [-0.5, 1]^\top$, $q_2(0) = [1, 3]^\top$, $q_3(0) = [3, 0]^\top$, $q_4(0) = [1, -1]^\top$, and $q_5(0) = [0, 1]^\top$. We start with a formation whose consensus graph is undirected. Let the topology of the consensus graph \mathcal{G} and the topology of the shape control graph $\bar{\mathcal{G}}$ be as shown in Fig. 2(a) and (b), respectively. Note that \mathcal{G} is connected and $\bar{\mathcal{G}}$ is rigid. The desired distances between the neighbor agents in $\bar{\mathcal{G}}$ are assumed to be $d_{12}^* = d_{15}^* = \sqrt{2}$, $d_{23}^* = d_{34}^* = d_{45}^* = d_{52}^* = 2$, $d_{35}^* = d_{24}^* = \sqrt{8}$ and $d_{14}^* = \sqrt{10}$. We assume that $V(p)$ in (12) is in the form of (3).

The agents’ trajectories when the dynamics of the system are as (12) are shown Fig. 3. As explained earlier, the algorithms proposed in this paper control the formation shape and the velocity of agents, but they do not control the orientation and the position of the center of mass of the formation.

As explained in Remark 2, the rate of convergence of the consensus term can affect the convergence time of the formation to the desired shape and velocity. We consider two different cases where the consensus term in (12) is multiplied by $k = 1$ and $k = 10$. The trajectories of the agents when $k = 10$ are shown in Fig. 4, and the sum of the distance error of the neighbor agents and the sum of the 2-norm of velocity error between the agents for $k = 1$ and $k = 10$ are shown in Fig. 5. It can be seen

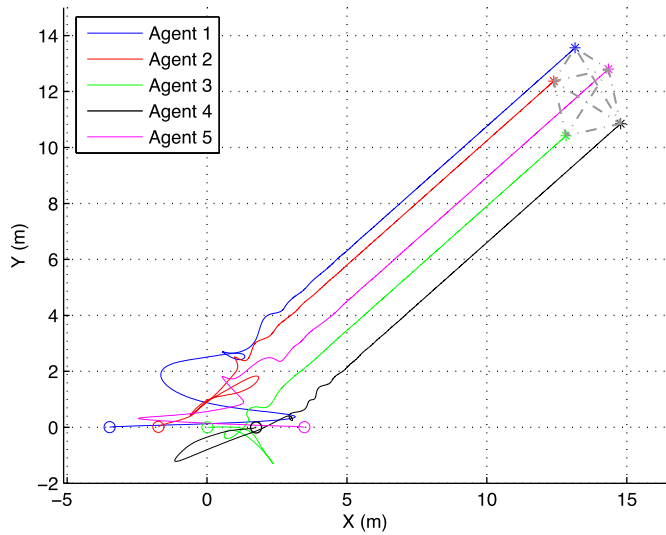


Fig. 3. Simulation results when the consensus graph is undirected and the system dynamics are governed by (12) with $V(p)$ given in (3). The position of agents at $t = 0$ and $t = 15$ sec are respectively shown by “o” and “*.” The dashed-dotted lines represent the formation links associated with the edges in $\bar{\mathcal{G}}$.

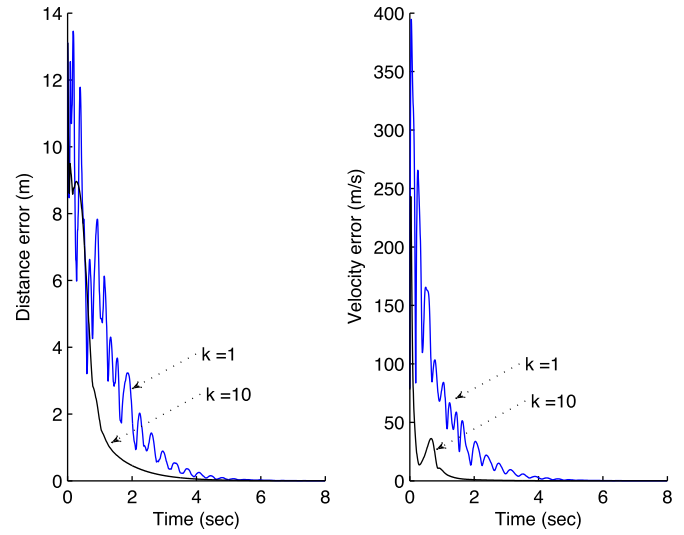


Fig. 5. Sum of the distance errors between the neighbor agents and the sum of the 2-norm of the vector of velocity errors when the system dynamics are governed by (12) (blue line) and when the system dynamics are governed by (12) but the consensus term is multiplied by a gain $k = 10$ (black line).

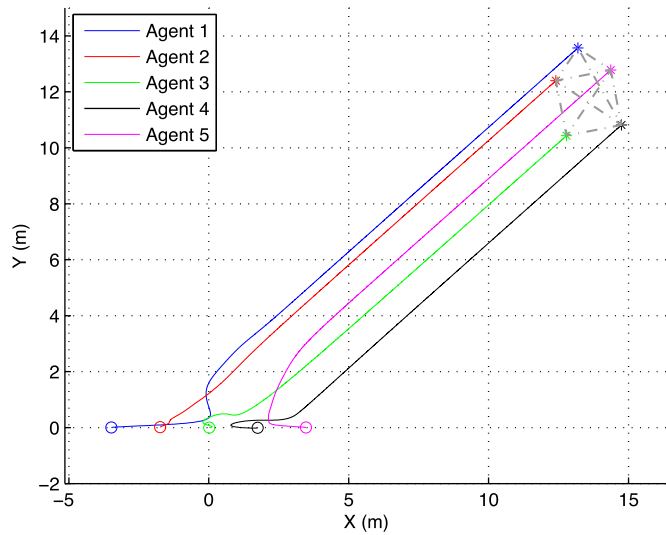


Fig. 4. Simulation results when the consensus graph is undirected and the system dynamics are governed by (12) with $V(p)$ given in (3). We assume the consensus term in (12) is multiplied by a gain $k = 10$. The position of agents at $t = 0$ and $t = 15$ sec are respectively shown by “o” and “*.” The dashed-dotted lines represent the formation links associated with the edges in $\bar{\mathcal{G}}$.

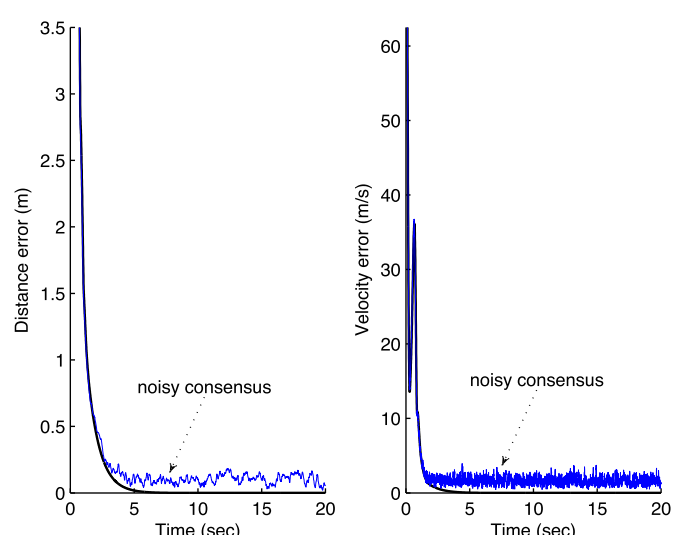


Fig. 6. Sum of the distance errors between the neighbor agents and the sum of the 2-norm of the vector of velocity errors when the system dynamics are governed by (12), the consensus term is multiplied by $k = 10$, and the velocity measurements are noiseless (black) and noisy (blue).

in Fig. 5 that the convergence rate of the system increases as k changes from 1 to 10.⁶

To check the robustness of the system against noise, we assume that the velocity measurements used for consensus are contaminated by Gaussian noise. Note that robustness against noise is to be expected because of the exponential convergence. We consider the following double-integrator model of the system in this case:

$$\begin{aligned} \dot{p} &= q \\ \dot{q} &= -k(\mathcal{L}q + \nu) - \nabla V(p) \end{aligned} \quad (71)$$

⁶Further simulations show that if the consensus gain increases too much, the convergence of the inter-agent distances to the desired distances becomes slower.

where k is the consensus gain which is assumed to be 10, and ν is the vector of all velocity measurement noises ν_i at the agents $i = 1, \dots, 5$ stacked together. We assume ν_i is zero mean Gaussian noise with variance 0.25. Simulation results comparing the noiseless case with the noisy case are shown in Fig. 6.

Now suppose the consensus graph has a leader which is denoted as agent 1. We first assume that the consensus graph \mathcal{G} is still undirected except that the edges in \mathcal{G} incident on agent 1 are all changed to be made outwardly directed. We assume that the speed of the leader changes at some waypoints (which are sufficiently far from each other) and remains constant between the waypoints. We continue to assume that the consensus term in (41) is multiplied by $k = 10$ and $V(p)$ is as (3). The trajectories

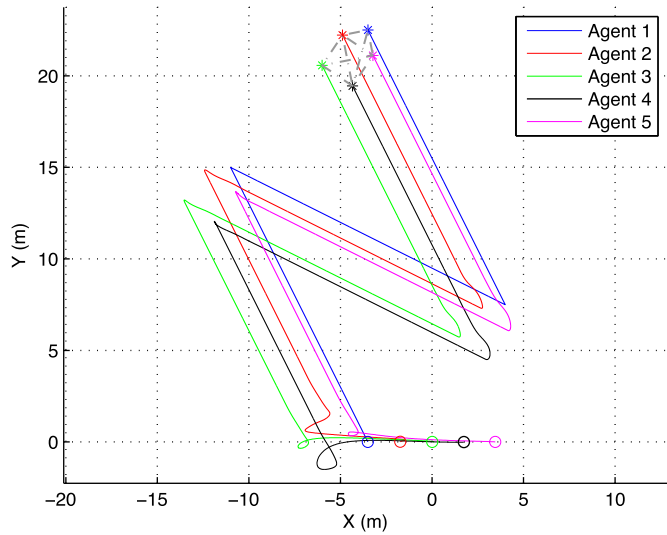


Fig. 7. Simulation results when the consensus graph is undirected except that the edges incident on agent 1 are all outwardly directed, and when the speed of the leader changes at two waypoints. The position of agents at $t = 0$ and $t = 15$ sec are respectively shown by “o” and “*.”

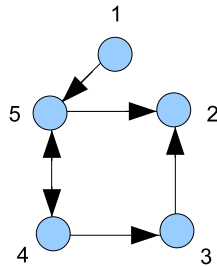


Fig. 8. Consensus graph \mathcal{G} used in the simulation of (52).

of the agents are shown in Fig. 7. The initial positions and velocities of the agents in Fig. 7 are the same as Fig. 3.

Next assume that the consensus graph is directed as shown in Fig. 8. We now compare the distance and velocity error of three cases where the models of the system are as (12), (42), and (52). We assume that the consensus term is multiplied by a gain $k = 10$ and $V(p)$ is as (3). The sum of the distance errors between the neighbor agents and the sum of the 2-norm of the vector of velocity errors for these cases are shown in Fig. 9. It can be seen that all errors converge to zero, and when the agents in the formation have more knowledge about their neighbors, the errors converge to zero faster.

We finally assume that the consensus graph is not strongly connected, but has a closed strongly connected component. The consensus graph we consider here is shown in Fig. 10. The matrix \mathcal{P} in (67) can be found using Lemma 4. A possible \mathcal{P} is

$$\mathcal{P} = \begin{bmatrix} 1.224 & 0.224 & -0.316 & -0.316 & -0.316 \\ 0.224 & 1.224 & -0.316 & -0.316 & -0.316 \\ -0.316 & -0.316 & 0.877 & -0.122 & -0.122 \\ -0.316 & -0.316 & -0.122 & 0.877 & -0.122 \\ -0.316 & -0.316 & -0.122 & -0.122 & 0.877 \end{bmatrix} \otimes I_2. \tag{72}$$

The distance and velocity errors in this case are shown in Fig. 11.

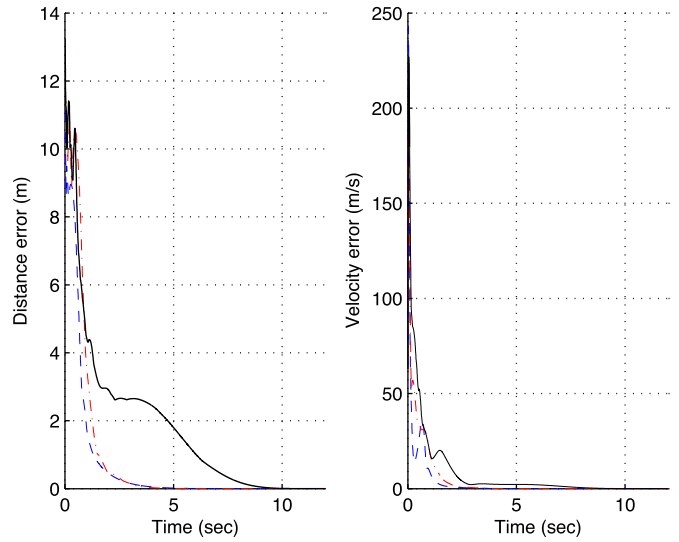


Fig. 9. Sum of the distance errors between the neighbor agents and the 2-norm of the vector of velocity errors for the cases where the consensus graph is undirected (dashed blue line), is undirected except that the edges from the leader are outwardly directed (dashed-dotted red line) and is directed (solid black line).

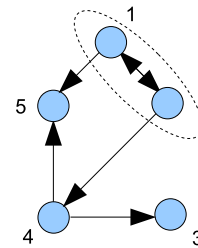


Fig. 10. Consensus graph \mathcal{G} used in the simulation of the control law (67) when the consensus graph is not strongly connected, but has a closed strongly connected component.

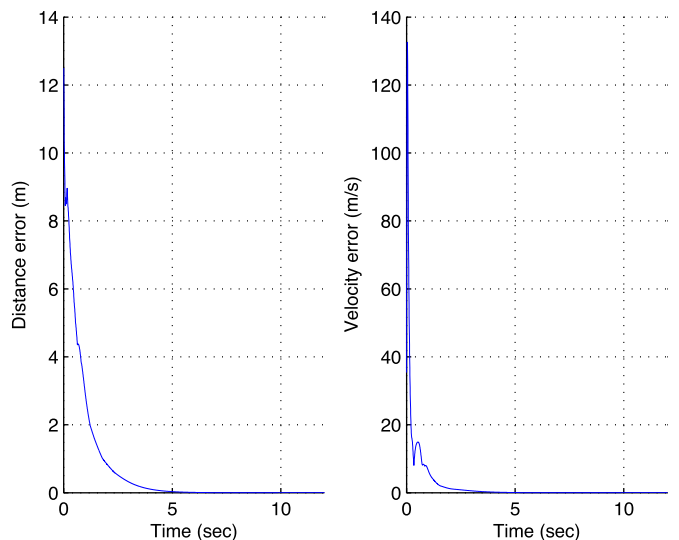


Fig. 11. Sum of the distance errors between the neighbor agents and the 2-norm of the vector of velocity errors when the system dynamics are governed by (67).

V. CONCLUSION AND FUTURE WORK

Aside from the main result that consensus and shape control can be combined, the striking feature of the analysis is that for this to occur with the controls being injected in an additive fashion, shape control has to be done with a double integrator model, as compared with the situation when no consensus is sought, and a single integrator model is used.

There are open issues not addressed here, which we now record. First, we have not recorded a result on combining consensus and shape control when the consensus graph is directed but there is no identified leader. This is actually straightforward to do when the consensus graph is strongly connected. However, since consensus alone will occur if the graph has a unique closed strongly connected component, one would expect that the issue of combining for such a graph the consensus problem with the shape control problem should be addressable. Actually, this appears quite challenging in a technical sense. Second, we note that recent work on shape control alone has shown the possibility of achieving shape control in a finite time with the aid of switching functions, [19]. Switching functions are by nature discontinuous, and accordingly existence and uniqueness questions for differential equation solutions come into play. It would be worthwhile to examine what could be done with combined consensus and shape control.

APPENDIX A

Lemma 5: Consider $J_{F_1}(\hat{p}, \hat{q})$ in (34) in which $\hat{\mathcal{L}}$ is a symmetric positive definite matrix and $J_{g_{\hat{p}}}(\hat{p})^\top J_{g_{\hat{p}}}(\hat{p})$ is a symmetric matrix that has one zero eigenvalue and the rest are real and positive. Then $J_{F_1}(\hat{p}, \hat{q})$ has one zero eigenvalue and the rest have negative real parts. Furthermore, if ν is the eigenvector corresponding to the zero eigenvalue of $J_{g_{\hat{p}}}(\hat{p})^\top J_{g_{\hat{p}}}(\hat{p})$, then the eigenvector corresponding to the zero eigenvalue of $J_{F_1}(\hat{p}, \hat{q})$ is $[\nu^\top 0]^\top$.

Proof: We first show that $J_{F_1}(\hat{p}, \hat{q})$ has only one zero eigenvalue and the rest have negative real parts. Define $\hat{\mathcal{J}} = J_{g_{\hat{p}}}(\hat{p})^\top J_{g_{\hat{p}}}(\hat{p})$. let λ be an eigenvalue of $J_{F_1}(\hat{p}, \hat{q})$ and let $[v_1^\top v_2^\top]^\top$ be the associated eigenvector. Then λ satisfies

$$\begin{bmatrix} \lambda I & -I \\ \hat{\mathcal{J}} & \lambda I + \hat{\mathcal{L}} \end{bmatrix} \begin{bmatrix} v_1 \\ v_2 \end{bmatrix} = 0 \quad (73)$$

which can also be written as

$$\lambda v_1 = v_2 \quad (74)$$

$$\hat{\mathcal{J}}v_1 + \lambda v_2 + \hat{\mathcal{L}}v_2 = 0. \quad (75)$$

Substituting (74) into (75), we derive that

$$(\lambda^2 I + \lambda \hat{\mathcal{L}} + \hat{\mathcal{J}})v_1 = 0 \quad (76)$$

and so

$$v_1^\top (\lambda^2 I + \lambda \hat{\mathcal{L}} + \hat{\mathcal{J}})v_1 = 0. \quad (77)$$

The left-hand side of the above equation can also be written as

$$\lambda^2 \|v_1\|^2 + v_1^\top \hat{\mathcal{L}}v_1 \lambda + v_1^\top \hat{\mathcal{J}}v_1 = 0. \quad (78)$$

Denote $v_1^\top \hat{\mathcal{L}}v_1 = a$ and $v_1^\top \hat{\mathcal{J}}v_1 = b$. It is clear that $a > 0$ for whatever nonzero v_1 as $\hat{\mathcal{L}}$ is positive definite. Similarly, we know that $b = 0$ when v_1 is in the null space of $\hat{\mathcal{J}}$, which is of one dimension, and $b > 0$ for all v_1 not in the null space of $\hat{\mathcal{J}}$. Therefore, rewriting (78) as

$$\lambda^2 \|v_1\|^2 + a\lambda + b = 0 \quad (79)$$

and solving for the roots, we obtain

$$\lambda = \frac{-a \pm \sqrt{a^2 - 4b\|v_1\|^2}}{2\|v_1\|^2}. \quad (80)$$

As $a > 0$ and $b \geq 0$ (for which $b = 0$ only when v_1 is in the one dimensional null space of $\hat{\mathcal{J}}$), it then follows from (80) that λ has negative real part for all v_1 not in the null space of $\hat{\mathcal{J}}$, and it gives rise to a zero eigenvalue when v_1 is in the null space of $\hat{\mathcal{J}}$.

Now assume $\lambda = 0$ and therefore v_1 is in the null space of $\hat{\mathcal{J}}$. Then according to (74) and (75), the eigenvector of $J_{F_1}(\hat{p}, \hat{q})$ corresponding to its zero eigenvalue is $[v_1^\top 0]^\top$ where $\hat{\mathcal{J}}v_1 = 0$. ■

APPENDIX B

Proof of Lemma 2: To show that $\hat{\mathcal{M}}$ is a center manifold for (36), we need to show that $\hat{\mathcal{M}}$ is invariant and is tangent to the center subspace of (36) at the origin. The set $\hat{\mathcal{M}}$ is invariant because it is the equilibrium set of (36). Instead of showing that $\hat{\mathcal{M}}$ is tangent to the center subspace of (36) at the origin, we can show that $\hat{\Omega}_1$ in (31) is tangent to the eigenvector of $J_{F_1}(\hat{z})$ corresponding to its zero eigenvalue at the origin. As shown in Lemma 5 in Appendix A, the eigenvector of $J_{F_1}(\hat{z})$ corresponding to its zero eigenvalue is $[\nu_1^\top 0]^\top$ where ν_1 satisfies $J_{g_{\hat{p}}}(\hat{p})^\top J_{g_{\hat{p}}}(\hat{p})\nu_1 = 0$. Rewrite $\hat{\Omega}_1$ as

$$\hat{\Omega}_1 = \left\{ (\hat{p}, \hat{q}) : \hat{G}(\hat{p}, \hat{q}) := \begin{bmatrix} g_{\hat{p}}(\hat{p}) - d^* \\ \hat{q} \end{bmatrix} = 0 \right\}. \quad (81)$$

Then the Jacobian of $\hat{G}(\hat{p}, \hat{q})$ is

$$J_{\hat{G}}(\hat{z}) = \begin{bmatrix} J_{g_{\hat{p}}}(\hat{p}) & 0 \\ 0 & I \end{bmatrix}. \quad (82)$$

In order to show that $\hat{\Omega}_1$ is tangent to $[\nu_1^\top 0]^\top$ at the origin, we show that $J_{\hat{G}}(0)[\nu_1^\top 0]^\top = 0$

$$J_{\hat{G}}(0) \begin{bmatrix} \nu_1 \\ 0 \end{bmatrix} = \begin{bmatrix} J_{g_{\hat{p}}}(0) & 0 \\ 0 & I \end{bmatrix} \begin{bmatrix} \nu_1 \\ 0 \end{bmatrix} = \begin{bmatrix} J_{g_{\hat{p}}}(0)\nu_1 \\ 0 \end{bmatrix}. \quad (83)$$

We want to show that $J_{g_{\hat{p}}}(0)\nu_1 = 0$. This comes from $\|J_{g_{\hat{p}}}(0)\nu_1\|^2 = \nu_1^\top J_{g_{\hat{p}}}(0)^\top J_{g_{\hat{p}}}(0)\nu_1$ and that ν_1 is the eigenvector of $J_{g_{\hat{p}}}(0)^\top J_{g_{\hat{p}}}(0)$ corresponding to its zero eigenvalue. Hence $\nu_1^\top J_{g_{\hat{p}}}(0)^\top J_{g_{\hat{p}}}(0)\nu_1$ is zero and therefore $\hat{\Omega}_1$ is tangent to $[\nu_1^\top 0]^\top$ at the origin.

REFERENCES

- [1] B. D. O. Anderson, Z. Lin, and M. Deghat, "Combining distance-based formation shape control with formation translation," *Developments in Control Theory Towards Global Control*, pp. 121–130, 2012.

- [2] L. Krick, M. E. Broucke, and B. A. Francis, "Stabilization of infinitesimally rigid formations of multi-robot networks," *Int. J. Control*, vol. 82, pp. 423–439, 2009.
- [3] Z. Lin, *Distributed Control and Analysis of Coupled Cell Systems*. Saarbrücken, Germany: VDM Verlag, 2008.
- [4] W. Ren, R. W. Beard, and E. M. Atkins, "Information consensus in multivehicle cooperative control," *IEEE Control Syst. Mag.*, vol. 27, no. 2, pp. 71–82, 2007.
- [5] R. Olfati-Saber, "Flocking for multi-agent dynamic systems: Algorithms and theory," *IEEE Trans. Autom. Control*, vol. 51, no. 3, pp. 401–420, Mar. 2006.
- [6] H. G. Tanner, A. Jadbabaie, and G. J. Pappas, "Flocking in fixed and switching networks," *IEEE Trans. Autom. Control*, vol. 52, no. 5, pp. 863–868, May 2007.
- [7] D. V. Dimarogonas and K. H. Johansson, "On the stability of distance-based formation control," in *Proc. 47th IEEE Conf. Decision and Control*, 2008, pp. 1200–1205.
- [8] H. Su, X. Wang, and Z. Lin, "Flocking of multi-agents with a virtual leader," *IEEE Trans. Autom. Control*, vol. 54, no. 2, pp. 293–307, Feb. 2009.
- [9] T. H. Summers, C. Yu, S. Dasgupta, and B. D. O. Anderson, "Control of minimally persistent leader-remote-follower and coleader formations in the plane," *IEEE Trans. Autom. Control*, vol. 56, no. 12, pp. 2778–2792, Dec. 2011.
- [10] W. Ren and E. Atkins, "Distributed multi-vehicle coordinated control via local information exchange," *Int. J. Robust Nonlin. Control*, vol. 17, no. 10/11, pp. 1002–1033, 2007.
- [11] Y. Cao, W. Ren, and Z. Meng, "Decentralized finite-time sliding mode estimators and their applications in decentralized finite-time formation tracking," *Syst. & Control Lett.*, vol. 59, no. 9, pp. 522–529, 2010.
- [12] B. D. O. Anderson, C. Yu, B. Fidan, and J. M. Hendrickx, "Rigid graph control architectures for autonomous formations," *IEEE Control Syst. Mag.*, vol. 28, no. 6, pp. 48–63, 2008.
- [13] T. Tay and W. Whiteley, "Generating isostatic frameworks," *Struct. Topol.*, vol. 11, no. 1, pp. 21–69, 1985.
- [14] D. V. Dimarogonas and K. H. Johansson, "Bounded control of network connectivity in multi-agent systems," *IET Control Theory Applic.*, vol. 4, pp. 1330–1338, 2010.
- [15] J. Carr, *Applications of Centre Manifold Theory*. New York, NY, USA: Springer-Verlag, 1981.
- [16] S. Sastry, *Nonlinear Systems: Analysis, Stability, and Control*. New York, NY, USA: Springer-Verlag, 1999.
- [17] R. A. Horn and C. R. Johnson, *Matrix Analysis*. Cambridge, U.K.: Cambridge Univ. Press, 1985.
- [18] C. D. Godsil and G. Royle, *Algebraic Graph Theory*. New York, NY, USA: Springer-Verlag, 2001.
- [19] F. Xiao, L. Wang, J. Chen, and Y. Gao, "Finite-time formation control for multi-agent system," *Automatica*, vol. 45, pp. 2605–2611, 2009.



Mohammad Deghat (S'09–M'14) received the B.Sc. and M.Sc. degrees in electronics and electrical engineering from Shiraz University, Iran, and the Ph.D. degree in engineering and computer science from the Australian National University, Canberra, in 2013.

He was then a Postdoctoral Researcher at National ICT Australia and UNSW Canberra. He is currently a Researcher at CSIRO. His research interests include multi-agent systems, sensor networks, and distributed fault detection.



Brian D. O. Anderson (M'66–SM'74–F'75–LF'07) was born in Sydney, Australia. He received degrees in mathematics and electrical engineering from Sydney University, Sydney, Australia, and the Ph.D. degree in electrical engineering from Stanford University, Stanford, CA, in 1966.

He is a Distinguished Professor at the Australian National University, Canberra, and a Distinguished Researcher with National ICT Australia. His current research interests are in distributed control, sensor networks, and econometric modelling.

Dr. Anderson's awards include the IEEE Control Systems Award of 1997, the 2001 IEEE James H. Mulligan, Jr. Education Medal, and the Bode Prize of the IEEE Control System Society in 1992, as well as several IEEE and other best paper prizes. He is a Fellow of the Australian Academy of Science, the Australian Academy of Technological Sciences and Engineering, the Royal Society, and a foreign member of the U.S. National Academy of Engineering. He holds honorary doctorates from a number of universities, including Université Catholique de Louvain, Belgium, and ETH, Zürich. He is a past President of the International Federation of Automatic Control and the Australian Academy of Science.



Zhiyun Lin (M'04–SM'10) received the Bachelor's degree in electrical engineering from Yanshan University, Hebei, China, in 1998, the Master's degree in electrical engineering from Zhejiang University, Hangzhou, China, in 2001, and the Ph.D. degree in electrical and computer engineering from the University of Toronto, Toronto, ON, Canada, in 2005.

He was a Postdoctoral Research Associate in the Department of Electrical and Computer Engineering, University of Toronto, from 2005 to 2007. He joined the College of Electrical Engineering, Zhejiang University, in 2007, where he is currently a Professor of Systems Control. He is also affiliated with the State Key Laboratory of Industrial Control Technology, Zhejiang University. He held visiting professor positions at several universities, including The Australian National University (Australia), University of Cagliari (Italy), University of Newcastle (Australia), University of Technology Sydney (Australia), and Yale University (USA). His research interests focus on distributed control, estimation and optimization, coordinated and cooperative control of multi-agent systems, hybrid and switched system theory, and locomotion control of biped robots.

Dr. Lin is currently an Associate Editor for *Hybrid Systems: Nonlinear Analysis* and the *International Journal of Wireless and Mobile Networking*.